

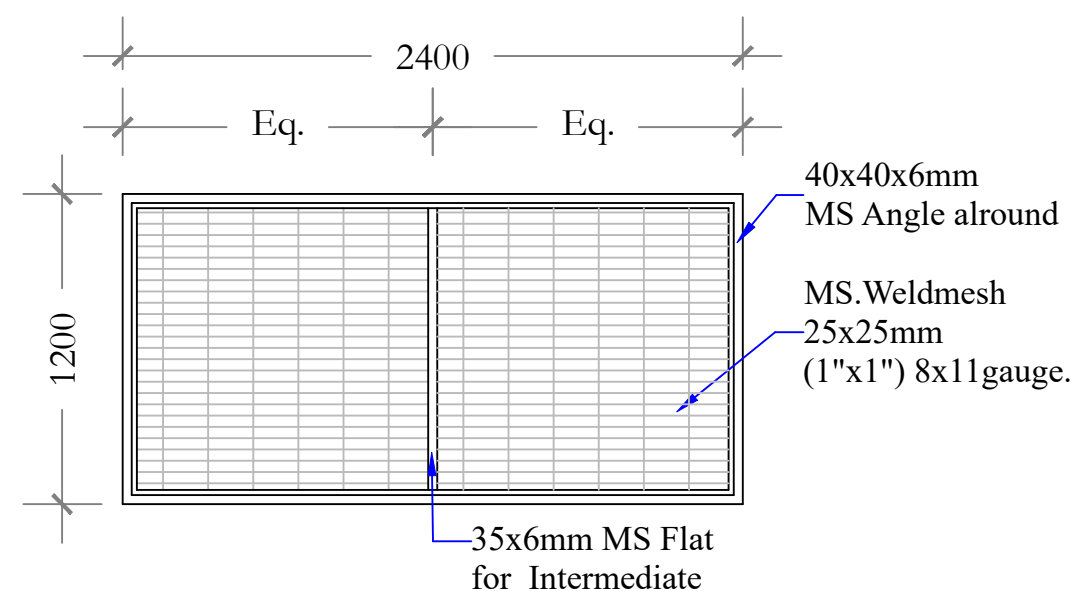
MOSQUITO MESH SHUTTER DOOR

DOOR SIZE: 1640x2200mm - MD

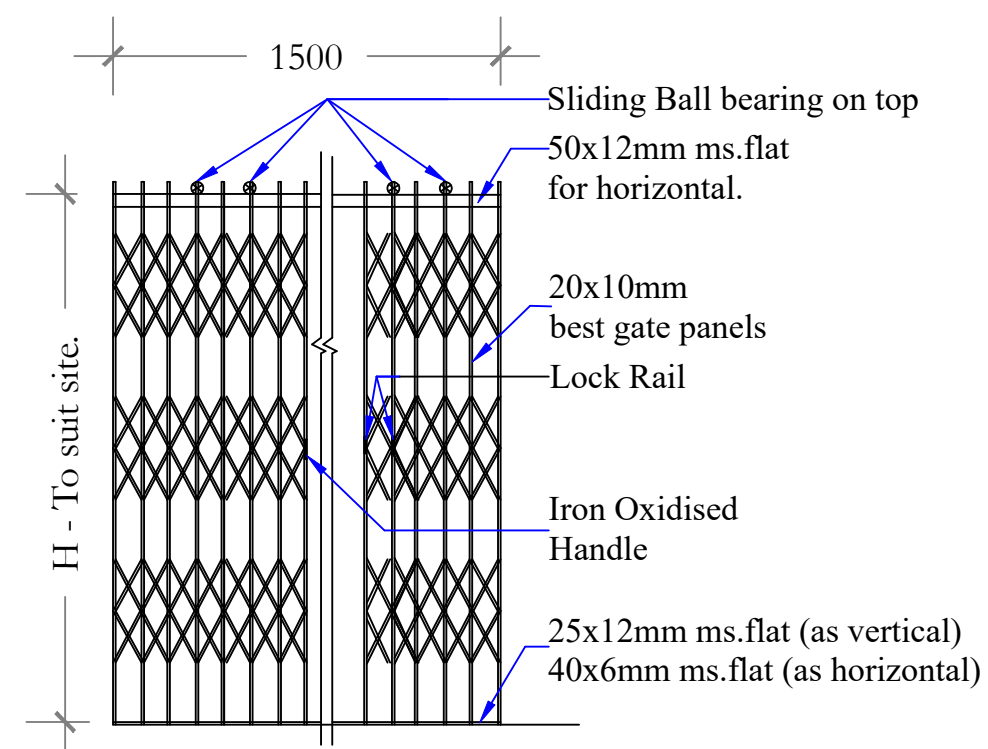
Schedule item no: 25

Furniture Fittings:- (For single mesh shutter)

1. 150mm Door spring (triangular) with screws (approved make) - 1no.
2. 150x12mm long Alu.towerbolt - 1no.
3. 125mm long Alu.Hinges with screws - 3nos.
4. 250x16mm alu.aldrop bolt with screws - 1no.
5. 100mm long Alu.D-type handle -1no.
6. 100mm Alu. door stopper with double rod (heavy type) - 1no.
7. Door bush (Plastic) - 1no.

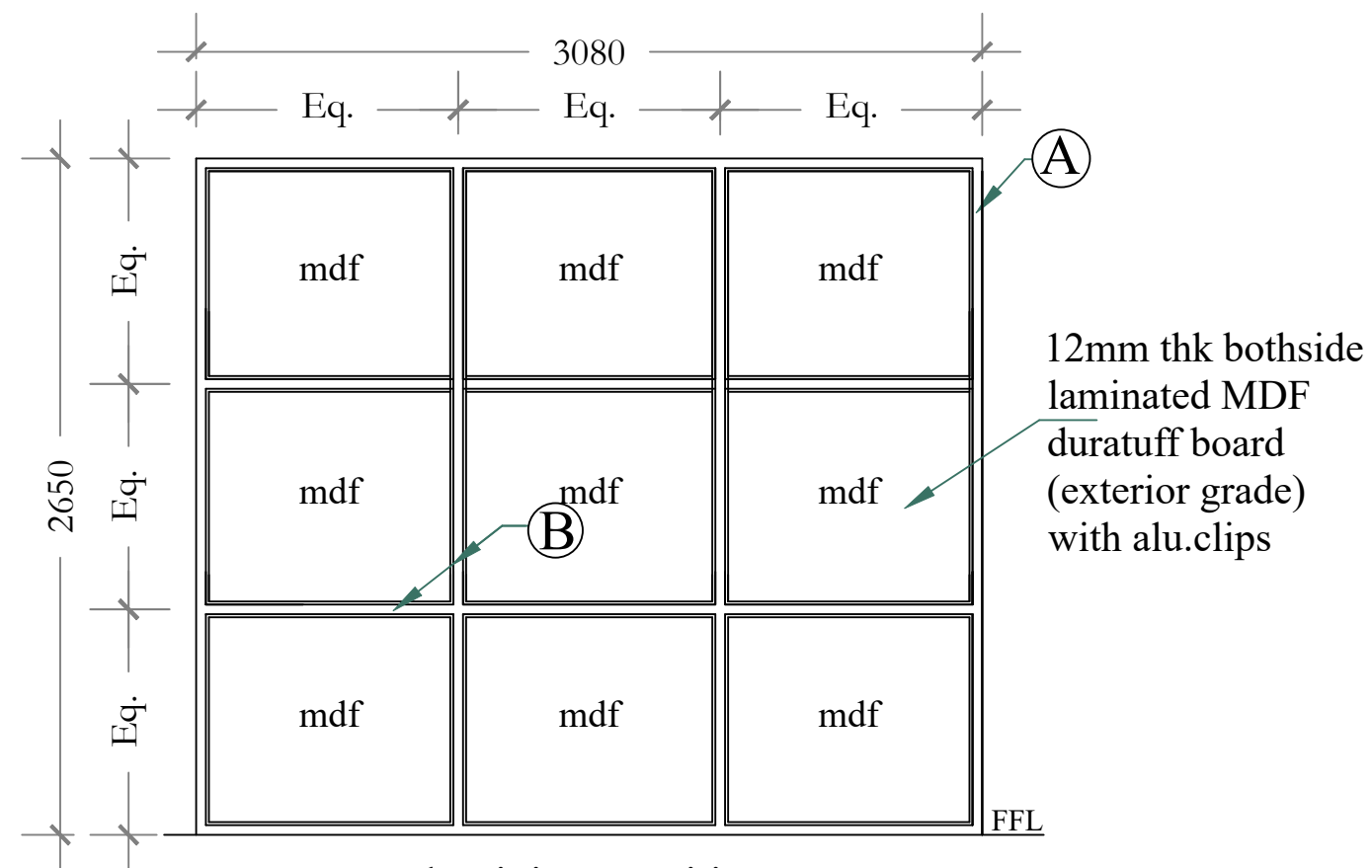


WELD MESH
SIZE: 2400x1200mm
Schedule item no: 31



MS COLLAPSIBLE GATE -CG

Schedule item no: 32



Aluminium Partition

Size - 3080x2650mm

Schedule Item no: 28

Note:

1. All dimensions are in mm.
2. All Aluminium and stainless steel fittings are of ISI make unless otherwise mentioned.
3. All wood are free from knots & whites of first quality.
4. 1.5mm planning tolerance on each wrought face is permitted.
5. All sizes mentioned are approximate to suit site conditions and as per actual measurements.
6. All exposed teak wood beadings are to be polished with sheenlac french polishing to a satisfactory finish.
7. All panel sizes are as per Engineer's instructions.
8. MDF OSL./BSL. Board material shall be of duratuff exterior grade or equivalent make.

DETAILS OF ALU. MEMBERS AS PER JINDAL - CATALOG - 2008

MEMBER	SECTION NO	SECTION SIZE IN MM	THICKNESS SIZE IN MM	SECTION WEIGHT kg/m
A PARTITION / DOOR OUTER FRAME	20073	63.50x38.10	1.95	1.092
B PARTITION - INTERMEDIATE	20072	63.50x38.10	1.85	1.095
CLIP FOR HOLDING MDF - BOARD (OR) GLASS	19370		0.80	0.109

**RENOVATION OF EXISTING ROOMS IN GROUND FLOOR
(5 ROOMS) AND COMMON AREAS IN SHANTHI NILAIYAM
IN CHAD AT CMC BAGAYAM CAMPUS.**